

WOLF

BOILER VERTICAL CU ACUMULARE FSW/ CSW

**INSTRUCTIUNI DE MONTARE, UTILIZARE, PUNERE IN
FUNCTIUNE SI SERVICE**



BOILERE VERTICALE CU ACUMULARE PENTRU PREPARARE APA CALDA DE CONSUM, cu serpentina, termoizolate, conectare si montare alaturi de minicentrala termica murala- FSW 70 (redenumit CSW) sau sub minicentrala FSW 120 (redenumit CSW)

Puteri cuprinse intre 27 si 29 kW la 80/ 60°C si apa livrata la 10/45°C

Volume de 70 litri pentru FSW70/CSW70 respectiv 120 litri pentru FSW120/CSW120

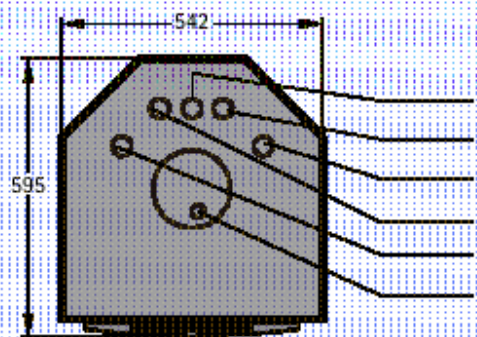
AVIZ ISCIR

L4/5156C/27.06.2000

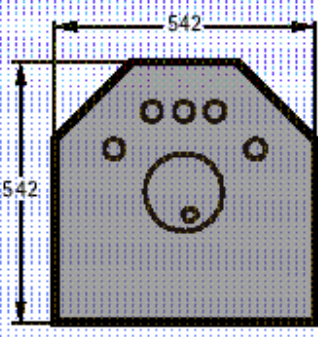
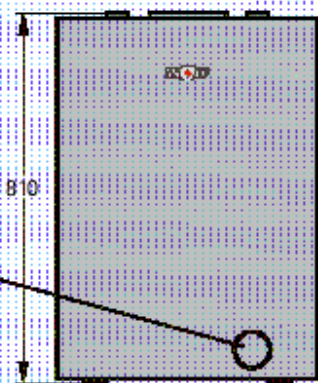


CARACTERISTICI TEHNICE

Tip boiler	FSW 70/CSW70	FSW 120/CSW120
Q (kW)	27	29
Volum (litri)	67	115
Debit permanent ACM la 80/60-10/45°C (litri/h)	665	710
adincime (mm)	370	542
H (mm)	855	810
latime (mm)	480	542
Pn (bar)	10	10
Φ racord serpentina tur/retur	3/4	3/4
Φ racord apa rece tur/ACM retur	1/2	3/4
Φ racord circulatie ACM	-	3/4
Φ teaca senzor temperatura (mm)	8	14
p _{max.adm.serpentina} (bar)	12	12
p _{max.adm.boiler} (bar)	10	10
t _{max.adm.serpentina} (°C)	110	110
t _{max.adm.boiler} (°C)	95	95
Masa (kg)	57	75

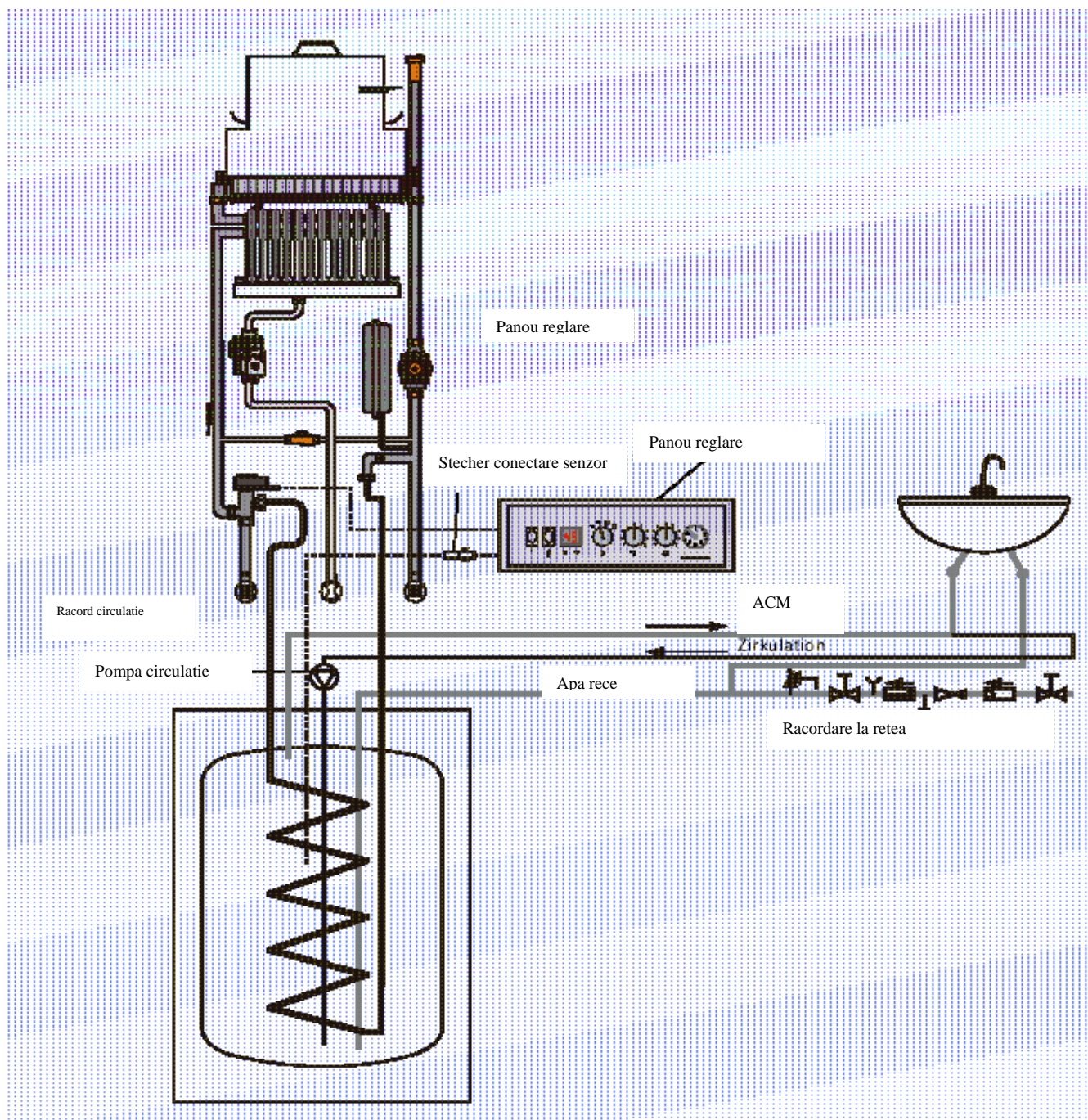


Racord umplere/golire
sub ornament

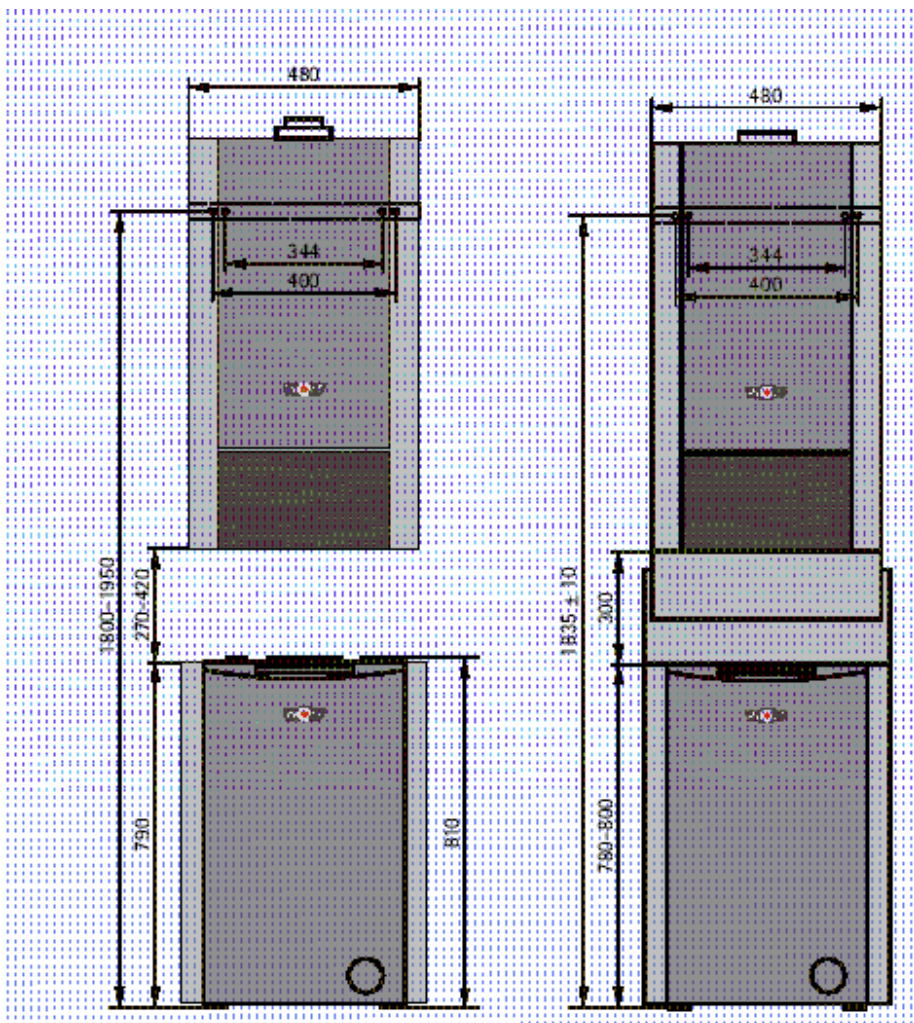


- Racord circulatie
- Apa rece
- Retur serpentina
- ACM
- Tur serpentina
- Teaca senzori

Schema conectare



Dimensiuni de montaj



ALIMENTAREA CU APA RECE DE LA REȚEA

